

(1)(a) Statement showing ShareHolding Pattern

Name of the Company : **Rapicut Carbides Ltd.**

Quarter Ended : 30-06-2012

Scrip Code : 500360



Partly paid-up Shares	No. of Partly paid-up Shares	As a % of total No. of Partly paid-up Shares	As a % of Total no. of Shares of the Company
Held by Promoters/ Promoters Group	0		
Held by Public	0		
TOTAL - D	0		

Outstanding Conv. Securities	No. of Outstanding Securities	As a % of Total no. of O/S Conv. Securities	As a % of Total no. of shares of the Co., assuming full conv.
Held by Promoters/ Promoters Group	0		
Held by Public	0		
TOTAL - E	0		

Warrants :	No. of Warrants	As a % of Total no. of Warrants	As a % of Total no. of shares of the Co., assuming full conv.
Held by Promoters/ Promoters Group	0		
Held by Public	0		
TOTAL - F	0		

Total paid-up Capital of the Company assuming full conv. Of warrants & securities	2148498
----------------------------------------------------------------------------------------------	----------------



Statement Showing Shareholding Pattern - Table (I)(a)


Rapicut Carbides Ltd.

Scrip Code : 500360

Quarter Ended : 30-06-2012



Category code	Category of Shareholder	Number of Shareholders	Total number of shares	Number of shares held in dematerialized form	Total shareholding as a percentage of total number of shares		Shares pledged or otherwise encumbered	
					As a percentage of(A+B) ¹	As a percentage of (A+B+C)	Number of shares	As a % of Total No. of Shares
(A)	Shareholding of Promoter and Promoter Group ²							
1	Indian							
a	Individual Huf	12	622566	580066	28.977	28.977	0	0.000
b	Central/State Gov	0	0	0	0.000	0.000	0	0.000
c	Bodies Corporates	1	153730	153730	7.155	7.155	0	0.000
d	Fins / Banks	0	0	0	0.000	0.000	0	0.000
e	Any Other specify	0	0	0	0.000	0.000	0	0.000
	Sub Total(A)(1)	13	776296	733796	36.132	36.132	0	0.000
2	Foreign							
a	Indv NRI/For Ind	1	20497	20497	0.954	0.954	0	0.000
b	Bodies Corporate	0	0	0	0.000	0.000	0	0.000
c	Institutions	0	0	0	0.000	0.000	0	0.000
d	Any Other Specify	0	0	0	0.000	0.000	0	0.000
	Sub Total(A)(2)	1	20497	20497	0.954	0.954	0	0.000
	Total Shareholding of Promoter and Promoter Group Total (A)= (A)(1)+(A)(2)	14	796793	754293	37.086	37.086	0	0.000
(B)	Public shareholding							
1	Institutions							
a	Mutual Funds	1	1900	0	0.088	0.088		
b	Fins / Banks	3	550	400	0.026	0.026		
c	Central/State Govt	0	0	0	0.000	0.000		
d	Venture Cap Fund	0	0	0	0.000	0.000		
e	Insurance Comp(s)	1	2000	2000	0.093	0.093		
f	Foreign Ins Invest	0	0	0	0.000	0.000		
g	Foreign Ven Cap In	0	0	0	0.000	0.000		
h	Any Other -Specify	0	0	0	0.000	0.000		
	Sub-Total (B)(1)	5	4450	2400	0.207	0.207		



Statement Showing Shareholding Pattern - Table (I)(a)


Rapicut Carbides Ltd.

Scrip Code : 500360

Quarter Ended : 30-06-2012



Category code	Category of Shareholder	Number of Shareholders	Total number of shares	Number of shares held in dematerialized form	Total shareholding as a percentage of total number of shares		Shares pledged or otherwise encumbered	
					As a percentage of (A+B) ¹	As a percentage of (A+B+C)	Number of shares	As a % of Total No. of Shares
B 2	Non-institutions							
a	Bodies Corporates	59	51310	43550	2.388	2.388		
b	Individuals							
	i) upto Rs 1-Lac	3536	1071274	705484	49.862	49.862		
	ii) above Rs1-Lac	12	207898	185523	9.676	9.676		
c	Any Other -Clr-Mem	4	5857	5857	0.273	0.273		
	-OCB	0	0	0	0.000	0.000		
	-NRI	11	10916	8341	0.508	0.508		
	Sub-Total (B)(2)	3622	1347255	948755	62.707	62.707		
(B)	Total (B)= (B)(1)+(B)(2)	3627	1351705	951155	62.914	62.914		
	TOTAL (A)+(B)	3641	2148498	1705448		100.000	0	0.000
(C)	Held by Custodians against Depository Receipts							
	PROMOTER & PRO GRP	0	0	0		0.000		
	PUBLIC	0	0	0		0.000		
	GRAND TOTAL (A)+(B)+(C)	3641	2148498	1705448		100.000	0	0.000



Sr.No	Notes




(I)(b) Statement showing holding of securities (including shares, warrants, convertible securities) of persons belonging to the category "Promoter and Promoter Group"

Sr. No.	Ref- No	Name of the shareholder	Total Shares held		Shares pledged or otherwise encumbered			Details of warrant		Details of convertible securities		Total shares (including underlying shares assuming full conversion of warrant and convertible securities) as a % of diluted share capital
			Number	As a % of grand total (A)+(B)+(C)	Number	% of Total shares held	As a % of grand total (A)+(B)+(C)	Number of warrants held	As a % of total No of warrants of the same class	Number of convertible securities held	As a % of total No of convertible securities of the same class	
1	00000286	CHETAN GOPALDAS CHOLERA	100400	4.673	0	0.000	0.000	0	0.000	0	0.000	4.673
2	00000290	BHARTI CHETAN CHOLERA	100000	4.654	0	0.000	0.000	0	0.000	0	0.000	4.654
3	00026008	KANAYALAL GAGANDAS NARUMALANI	16200	0.754	0	0.000	0.000	0	0.000	0	0.000	0.754
4	00026012	KHUSHAL GAGANDAS NARUMALANI	5975	0.278	0	0.000	0.000	0	0.000	0	0.000	0.278
5	000439	DAYAWANTI JAGDISH BHATIA	42500	1.978	0	0.000	0.000	0	0.000	0	0.000	1.978
6	00051217	PRAGYA EQUITIES PRIVATE LIMITED -	153730	7.155	0	0.000	0.000	0	0.000	0	0.000	7.155
7	03009934	LALIT MOHAN BIJLANI	107231	4.991	0	0.000	0.000	0	0.000	0	0.000	4.991
8	17203970	MEERA SHANKAR PENSAY	89585	4.170	0	0.000	0.000	0	0.000	0	0.000	4.170
9	20865683	JAGDISH CHETANDAS BHATIA	27604	1.285	0	0.000	0.000	0	0.000	0	0.000	1.285
10	20865739	DAYAWANTI JAGDISH BHATIA	77284	3.597	0	0.000	0.000	0	0.000	0	0.000	3.597
11	21706783	CHANDER BHATIA	23075	1.074	0	0.000	0.000	0	0.000	0	0.000	1.074
12	22863057	SHASHIDHAR JAGDISH BHATIA	22662	1.055	0	0.000	0.000	0	0.000	0	0.000	1.055
13	27139090	GIRISH JAGDISH BHATIA	20497	0.954	0	0.000	0.000	0	0.000	0	0.000	0.954
14	34106523	R H TAHILIANI	10050	0.468	0	0.000	0.000	0	0.000	0	0.000	0.468
		Total Promoter & Promoter Group	796793	37.086	0	0.000	0.000	0	0.000	0	0.000	37.086



(I)(d) Statement showing details of locked-in shares

Sr. No.	Ref- Num	Cat	Name of the shareholder	Number of locked-in shares	Locked-in shares as a percentage of total number of shares {i.e., Grand Total (A)+(B)+(C) indicated in Statement at para (I)(a) above}
			Total Locked in Shares	0	0.000



(II)(a) Statement showing details of Depository Receipts (DRs)

Sr. No.	Ref-Num	Name of theHolder	Type of outstanding DR (ADRs, GDRs, SDRs, etc.)	Number of outstanding DRs	Number of shares underlying outstanding DRs	Shares underlying outstanding DRs as a percentage of total number of shares {i.e., Grand Total (A)+(B)+(C) indicated in Statement at para (I)(a) above}

